

Importance of Exclusive Breast Feeding and Complementary Feeding Among Infants

ASHMIKA MOTEE¹ and RAJESH JEEWON^{2*}

¹Department of Health Sciences, Faculty of Science, University of Mauritius, Réduit, Mauritius

²Department of Health Sciences, Faculty of Science, University of Mauritius, Réduit, Mauritius.

<http://dx.doi.org/10.12944/CRNFSJ.2.2.02>

(Received: August 13, 2014; Accepted: August 25, 2014)

ABSTRACT

The aim of this review is to document the advantages of exclusive breastfeeding along with concerns which may hinder the practice of breastfeeding and focuses on the appropriateness of complementary feeding and feeding difficulties which infants encounter. Breastfeeding, as recommended by the World Health Organisation, is the most cost effective way for reducing childhood morbidity such as obesity, hypertension and gastroenteritis as well as mortality. There are several factors that either promote or act as barriers to good infant nutrition. Factors which influence breastfeeding practice in terms of initiation, exclusivity and duration are namely breast engorgement, sore nipples, milk insufficiency and availability of various infant formulas. On the other hand, introduction of complementary foods, also known as weaning, is done around 4 to 6 months and mothers usually should start with home-made nutritious food. Difficulties encountered during the weaning process are often refusal to eat followed by vomiting, colic, allergic reactions and diarrhoea.

Key words: Exclusive breastfeeding, Weaning, Complementary feeding, Feeding difficulties.

INTRODUCTION

Adequate nutrition during infancy and early childhood is essential to ensure the growth, health and development of children to their full potential¹. It has been recognised worldwide that breastfeeding is beneficial for both the mother and child, as breast milk is considered the best source of nutrition for an infant². Economic and social benefits are also provided to the family, the health care system and the employer.

The World Health Organization (WHO) recommends that infants be exclusively breastfed for the first six months, followed by breastfeeding along with complementary foods for up to two years of age or beyond³. Exclusive breastfeeding can be defined as a practice whereby the infants receive only breast milk without mixing it with water, other

liquids, tea, herbal preparations or food in the first six months of life, with the exception of vitamins, mineral supplements or medicines⁴. Breastfeeding an infant exclusively for the first 6 months of life carries numerous benefits such as lowered risk of gastrointestinal infection, pneumonia, otitis media and urinary tract infection in the infant while mothers return to her pre-pregnancy weight very rapidly and have a reduced risk of developing Type 2 diabetes^{5, 6, 7}.

Moreover, studies have shown that many mothers find it difficult to meet personal goals and to adhere to the expert recommendations for continued and exclusive breastfeeding despite increased rate of initiation⁸. Some of the major factors that affect exclusivity and duration of breastfeeding include breast problems such as sore nipples or mother's perceptions of producing inadequate milk^{4, 9, 11}

and societal barriers such as employment, length of maternity leave⁹, inadequate breastfeeding knowledge¹¹, lack of familial and societal support and lack of guidance and encouragement from health care professionals^{2,9}.

Another factor that leads to early cessation of breastfeeding is the advertisement of infant formulas which encourages mothers to opt for the use of pacifiers and bottle feeding^{3,9}. Additionally, many mothers opt for breast milk substitutes because they need to resume work while others claim that they produce insufficient milk¹⁰. To date, there are various types of infant formulas available on the market, and which are designed to meet the nutritional needs of infants with a variety of dietary needs¹². However, there are some problems associated with infant formulas such as the nutritional content either does not meet or exceeds the infant's needs. For instance, it was reported that some infants who were fed on formula milk have had occasional water soluble vitamins deficiencies¹³. Another problem associated with bottle feeding involves high risk of exposing the child to pathogens owing to unhygienic practices during handling and preparation of infant formula³.

On the other hand, when breast milk or infant formula no longer supplies infants with required energy and nutrients to sustain normal growth and optimal health and development, solid foods should be introduced¹⁴. This process is known as complementary feeding. According to the WHO recommendations, the appropriate age at which solids should be introduced is around 6 months¹⁵ owing to the immaturity of the gastrointestinal tract and the renal system as well as on the neuro-physiological status of the infant¹⁵. However there are concerns about the timing of complementary feeding as evidence demonstrates that this recommendation for delayed introduction of complementary foods may have detrimental consequences¹⁷. Furthermore there are different types of weaning that mothers adopt namely child-led/natural, mother-led, gradual, partial or abrupt weaning¹⁸. It should be noted that during the weaning process many mothers encounter infant feeding problems such as refusal-to-eat, colic, and vomiting among others¹⁹. All these problems that mothers encounter during the feeding processes either directly or indirectly influence the feeding pattern.

The objectives of this study are to:

1. Appraise the advantages of exclusive breastfeeding.
2. Provide an overview of problems which hinder the practice of breastfeeding among mothers.
3. Discuss the appropriateness of complementary feeding and feeding difficulties which infants encounter.

Breastfeeding practices

The determinants of children's growth include genetic potentialities, family size, lifestyle, socio-economic environment, infections, nutrition and the availability of medical care²⁰. However, nutrition is the most prominent factor which can either directly or indirectly influences children's future development. For instance, those children who are malnourished and manage to survive do not enjoy a good health and experience impaired development in the long run²¹. Along, there is a rising concern about overweight and obesity in children. Therefore, proper nutrition and nurturing during the early years of life is crucial for an infant to achieve optimal health and well-being. Hence, there is no more precious gift in infancy than breastfeeding.

"Breastfeeding is an unequalled way of providing ideal food for the healthy growth and development of infants; it is also an integral part of the reproductive process with important implications for the health of mother"²². Saha et al.²³ reported that the current recommendations of WHO and UNICEF on breastfeeding are as follows:

- Initiation of breastfeeding within the first hour after the birth;
- Exclusive breastfeeding for the first six months;
- Continued breastfeeding for two years or more and proper introduction of solid foods starting in the sixth month which are nutritionally safe and adequate.

Exclusive breastfeeding

Exclusive breastfeeding as defined by WHO and UNICEF is the practice whereby an infant receives only breast milk from the mother or a wet nurse or expressed breast milk²⁴. The WHO and UNICEF, both recommend that mothers should breastfeed their child exclusively for the first 6 months and continue breastfeeding up to 2 years

or longer rather than stop EBF practice as from 4-6 months²⁵.

Although breastfeeding an infant exclusively for the first 6 months of life carries numerous benefits, many studies are centered on the “weanling’s dilemma” in developing countries which involves choosing between the protective effects of exclusive breastfeeding against infectious diseases and the (theoretical) insufficient breast milk to meet the infants’ energy and micronutrient needs beyond four months of age²⁶. However, the author claimed that there is no data giving an estimate of the proportion of exclusively breastfed infants at risk of specific nutritional deficiencies.

Expressed breast milk

Breastfeeding is beneficial both to the infant and the mother²⁷. However, owing to certain circumstances, mothers are unable to breastfeed, so they wish to express their milk because it is the only opportunity for the infant to have the human milk²⁸. Expressing is simply a way of taking milk from the breast without the baby suckling and this can be achieved either by the hand or manual pump or electric pump²⁹. The reasons why some mothers express breast milk are shown in Figure 2.1.

While breast milk in a bottle is far superior to any infant formula, expressing or pumping breast milk do have some disadvantages unlike direct breastfeeding as shown in Figure 2.2.

Table. 1: Comparison of composition of human colostrum, human mature milk, cow’s milk and standard formula³⁷

Nutrients	Human Colostrum	Human mature milk	Cow’s milk	Standard Formula
Kcal/100ml	67	67	67	67
CHO (Lactose- gm/dl)	5.7	7.1	4.7	7.0 - 8.5
Protein (gm/dl)	2.9	1.06	3.1	1.5 - 2.2
Whey : casein	80 : 20	0	18 : 82	60 : 40
Fat (gm/dl)	2.95	4.54	3.8	3.5 - 4.5
Sodium (g/l)	0.50	0.17	0.77	0.25
Potassium (g/l)	0.74	0.51	1.43	0.80
Chloride (g/l)	0.59	0.37	1.08	.057
Calcium (g/l)	0.48	0.34	1.37	46 - 73
Phosphorus (g/l)	0.16	0.14	0.91	32 - 56
Calcium/ Phosphorus	3.1	2.4	1.5	1.3 - 1.5
Magnesium (g/l)	0.04	0.03	0.13	5.6
Copper (mg/l)	1.34	0.51	0.10	0.40
Zinc (mg/l)	5.59	1.18	3.90	5.0
Iodine (mg/l)	0	0.06	0.08	0.01
Iron (mg/l)	1.0	0.50	0.45	0.15
Vitamin A (mg/l)	1.61	0.61	0.27	1.5
Vitamin D (IU)	0	4 - 100	5 - 40	41 - 50
Tocopherol (mg/l)	14.8	2.4	0.6	8.liu
Thiamine (mg/l)	0.02	0.14	0.43	0.47
Riboflavin (mg/l)	0.30	0.37	1.56	1.0
VitaminB6 (mg/l)	0.0	0.18	0.51	0.50
Nicotinic Acid (mg/l)	0.75	1.83	0.74	6.7
Vitamin B12 (ug/l)	0.06	0.34	2.48	2.0
Pantothenic acid (mg/l)	1.83	2.46	3.4	3.0
Folic acid (ug/l)	5.0	14.0	90.0	10 - 13
Vitamin C (mg/l)	72	52	11	6.7
Osmolality	290 - 300	0	0	300 - 380

Table. 2: Benefits of breastfeeding⁴⁶

Full Term Infants Outcomes:

a. Atopic Dermatitis:

It has been noted that the results of several studies have been conflicting in regard of the protective effect of breastfeeding on the development of atopic dermatitis. According to Ghaderi&Makhmalbaf⁴³, general studies have revealed that formula fed infants or those who have consumed soy based protein milk have a higher incidence of atopic dermatitis and wheezing illnesses in early childhood. On the other hand, Dattner⁴⁴ reported that other studies have shown that exclusive prolonged breastfeeding (i.e 9 months or more) were associated with AD and food hypersensitivity at 5 years of age and with food sensitivity at 11 years of age in those with a family history of allergy. Additionally, a study carried out in Denmark revealed that current breastfeeding was not associated with AD while exclusive breastfeeding for the first 4 months was, however linked to the incidence of AD whose parents had no history of allergy⁴⁴. Nevertheless, Ghaderi&Makhmalbaf⁴³ highlighted the reasons for this controversy being methodological differences and flaws in the studies done to date, the immunologic complexity of breast milk itself and, possibly, differences in the genetic profile among patients that would affect whether breast-feeding was protective against the development of allergies or is in fact sensitizing. Therefore, one way to reduce the risk of AD among infants is that mothers need to reduce their intake of dietary allergens that increase the risk of translocation of allergenic and pharmacologically active peptides across her own gut barrier into her milk, provoking AD⁴⁴.

b. Acute Otitis Media:

Acute Otitis Media (AOM) is a common childhood infection which arises from an upper respiratory tract infection. There are many studies which have demonstrated that breastfeeding protects against several infections including AOM whereby breast milk which contains immunoglobulins with antibody activity against common bacteria such as Haemophilus influenzae and Streptococcus pneumoniae.

c. Gastrointestinal infections:

Gastrointestinal infections are very common among infants and many studies have shown that breastfeeding protects against the risk of diarrhea morbidity which is more commonly present in infants who were not breast fed. It is suggested that factors such as immunoglobulin (IgA) oligosaccharides, lactoferrin and other nutrients available in breast milk may protect the infant from various infections through passive immunity.

d. Lower respiratory tract diseases:

There are many infants who are hospitalized with moderate to severe respiratory infection which is caused by respiratory syncytial virus (RSV) infection. It has been reported that severe lower respiratory tract diseases may eventually leads to childhood asthma. And this risk can be reduced in infants of less than 1 year of age if they were breastfed exclusively for 4 months or more unlike those who are formula fed.

e. Asthma:

Studies regarding the effect of breastfeeding on asthma are controversial whereby it has been shown that there is a greater reduction in the risk of asthma in infants under 10 years of age who were breastfed for 3 months and had a family history of asthma. While the association was weaker in subjects without a family history of asthma and who were breastfed for 3 months. Moreover, it was also shown that formula fed infants regardless of having a family history of asthma were more likely to suffer from the bronchial disorder. Nevertheless, the author reported that it is still to be confirmed if this association changes for older children.

f. Cognitive development:

Several studies have shown little or no evidence for an association between cognitive development and breastfeeding in infancy.

g. **Obesity:**

It has been stated that relationship between the types of postnatal feeding and the subsequent development of fat and fat-free mass are quite complex and depends on several factors including differences in food composition (human milk versus formula), food delivery (breast versus bottle), food "lifestyle" (breastfeeding versus formula feeding) and food behavior (self-regulation and feeding on demand versus set schedules of feeding of predetermined amounts). It is worth noting that the kinetics of breast fed infants differs from that of formula fed infants whereby the latter exhibit a higher weight and lengths gains unlike breast fed children. Furthermore, it has been stated that breast fed infants have a different suckling pattern and appeared to have a better control on meal sizes and feeding intervals unlike formula-fed infants. Moreover, anthropometric and behavioral differences between breast fed and formula- fed infants may arise due to diet related differences in the circulating levels of biochemical markers (such as leptin, ghrelin, insulin-like growth factors, and other compounds) which are used in energy metabolism during infancy. Overall, it can be concluded that there is a strong association between breastfeeding during infancy and a reduction in the risk of being overweight or obese in adolescent and adult life.

h. **Risk of cardiovascular diseases:**

While some studies have shown significant reductions in blood pressure and amount of serum LDL, others have found little or no evidence that breastfeeding protects against the development of cardiovascular diseases. Thus, further investigation is required to prove the association of breastfeeding and the risk of developing heart diseases.

i. **Type I Diabetes:**

Several studies have shown a positive association between breastfeeding and reduction in type I diabetes through passive immunity conferred by breast milk which is enriched with secretory immunoglobulin A antibodies. Also, breast milk promotes an increased β cell proliferation or delayed exposure to foreign food antigens especially in those infants who were exclusively breastfed. On the other hand, cow's milk has been associated with diabetogenicity whereby β -lactoglobulin which is a specific milk protein found in cow's milk causes a defect in the immune system of the infant leading to type I diabetes.

j. **Type 2 Diabetes:**

There is a rising concern about type 2 diabetes which is increasing especially among children and adolescents. Type 2 diabetes is developed when the body develops a resistance to insulin and no longer uses insulin properly. One of the meta-analysis performed have shown that those infants who were breastfed have a lesser risk of developing type 2 diabetes in later life as compared to those who were not breast fed.

k. **Childhood Leukemia:**

Leukemia is one of the most commonly found cancers among children .It has been reported that the common cause of leukemia are viruses, but the majority of human leukemias and lymphomas do not have a specific etiology. Since breastfeeding confers passive immunity, studies have shown that breastfeeding is implicated in reducing the risk of leukemia in infants especially in those children who were breast fed for at least 6 months.

l. **Infant Mortality:**

Infant mortality is decreasing in both developed and developing countries. For instance according to Statistics Mauritius ⁴⁵, infant mortality rate in *Mauritius* was decreased by 8.8% in 2010. It has been demonstrated that breastfeeding eventually reduces the rate of infant mortality by decreasing the risk of infectious diarrhea and respiratory diseases which are the leading cause of infant mortality. However, it is less clear if breastfeeding prevents infant deaths in developed countries.

Composition of breast milk

Human milk is species-specific and is superior to any other breast milk substitute³² and it is also assumed to be the ideal food for infant during the first 4-6 months, ensuring proper growth and development³³. Human milk which is the most natural food available for infant is unique whereby its nutritional composition varies from mother to mother, from day to day, during the day and during a feed^{34, 35}. Human milk contains several factors such as immunoglobulin, T lymphocytes, enzymes such as lysozymes, phagocytes among others which are not present in breast milk substitute³⁶. A comparison of composition of human colostrum, human mature milk, cow's milk and standard formula is depicted in Table 2.1.

Characteristics of breast milk

"Breast milk is unique in its physical structure and types and concentrations of protein, fat, carbohydrate, vitamins and minerals, enzymes, hormones, growth factors, host resistance factors, inducers and modulators of the immune system, and anti-inflammatory agents"¹². There are three phases of milk namely, colostrum, transitional milk and mature milk each with distinct characteristics.

Infant's first milk:

The first milk that is synthesized by the breast for the baby right after birth is thick, yellow-coloured fluid called colostrum. The yellow color is owing to the high concentration of beta-carotene, a precursor of vitamin A which is required for the

Table. 3: Benefits of breastfeeding for mothers³⁷

-
- a. **Breastfeeding promotes bonding between mother and baby.**
This is achieved through the release of oxytocin which stimulates uterine contractions and milk ejection and enhance maternal behavior and bonding between mother and child³⁷.
 - b. **Breastfeeding and the risk of breast cancer:**
There is limited and inconsistent evidence in favour of a positive association of breastfeeding with breast cancer⁴⁷. According to Bernier et al.⁴⁸, there is a slight but significant decreased risk in those who breastfed their children compared to those who did not breastfeed.
 - c. **Breastfeeding and Post-partum Hemorrhage:**
Many studies have shown that breastfeeding increases the level of oxytocin which expel the placenta and help the uterus to shrink back to pre-pregnancy size by stimulating contractions. Lactational amenorrhoea causes less menstrual blood loss over the months after delivery⁴⁹.
 - d. **Breastfeeding and insulin requirements in diabetic mothers:**
According to Davies et al.⁵⁰, breastfeeding mothers suffering from type I diabetes require a smaller dose of insulin as compared to those who are not breastfeeding.
 - e. **Breastfeeding and the risk of ovarian cancer:**
It has been demonstrated that mothers who breastfed their infants for 18 months or more had a lower risk to suffer from epithelial ovarian cancer⁵¹.
 - f. **Breastfeeding and endometrial cancer:**
Studies have shown that there is a linear inverse association between breastfeeding and the risk of endometrial cancer. That is, the longer the duration of lactation, the smaller is the risk for the mother to develop endometrial cancer⁵².
 - g. **Breastfeeding and osteoporosis:**
According to La Leche League International⁵³, breastfeeding helps to prevent osteoporosis and hip fracture in later life.
 - h. **Breastfeeding and birth spacing:**
Breastfeeding enhances child spacing as it is associated with a decrease in fertility⁵⁴.
 - a. **Sudden Infant Death Syndrome (SIDS):**
This is one among the leading cause of infant death among infants aged 1 to 12 months in the US. Results from multiple meta-analysis have shown that breastfed infants are less likely to encounter SIDS as compared to those who were not breastfed.
-

protection against infection and for early retinal development³⁸. It has also been stated that the amount of colostrum obtained is limited but it rich in nutrients and substances that the infant needs in the first days of life¹². The “liquid gold” is rich in proteins, fat-soluble vitamins, minerals, and immunoglobulins A- sIgA³³. It should be noted that IgA protects the infant's immune system by identifying and destroying foreign objects such as bacteria and viruses¹². Another advantage of colostrum is that the mother will have less blood loss because the uterine contracts as the baby suckle. Furthermore,

colostrum also contains white cells which help to prevent infection in the infant and it also consists of lactose which prevents hypoglycemia and at the same time helps the newborn to pass meconium³⁸. This in turn, promotes the excretion of bilirubin.

Transitional milk:

Transitional milk is used to describe the postcolostral period (7 to 21 days post partum) when the composition of the milk changes more slowly than in the first few days following parturition³⁹. The content of transitional milk includes high levels of

Table. 4: Types of Infant formula¹²

1.	Milk-based infant formula: This is commonly consumed by infants and it is made from modified cow's milk with added carbohydrate, (usually lactose), vegetable oils, and vitamins and minerals.
2.	Iron-Fortified Infant Formula: This type of milk is usually recommended by the American Academy of Pediatrics (AAP), as the most appropriate milk from birth to 12 months for infants who are not receiving breast milk or who are partially receiving breast milk. It ensures that formula-fed infants receive an adequate amount of iron which is important during the first year so as to lower the risk of iron deficiency anemia as shown by some studies.
3.	Low Iron Infant Formula: This type of infant formula contains approximately 5 milligrams of iron per quart of formula. And some parents opt for low iron infant formula for their infants because they believe that iron enriched formula milk causes gastrointestinal problems, such as colic, constipation, diarrhea, or vomiting owing to the iron. Nevertheless, it has been shown that gastrointestinal problems are no more frequent in infants consuming iron-fortified than low-iron infant formula. It should be noted that AAP discourages the use of this type of milk because a proper amount of iron is required for normal infant growth and cognitive development ³² .
4.	Soy-Based Infant Formula: This type of formula milk has been developed for infants who cannot tolerate modified cow's milk. It consists of soy protein isolate made from soybean solids as the protein source, vegetable oils as the fat source, added carbohydrate (usually sucrose and/ or corn syrup solids), and vitamins and minerals. AAP stated that this type of milk is safe and effective but has no advantage over modified cow's milk.
5.	Hydrolysed Formulas (hypoallergenic formulas): These are also known as “predigested” milk whereby the protein content has been broken into smaller proteins that can be easily digested. A study done by concluded that extensively hydrolysed casein formula reduced the incidence of atopic dermatitis but not that of asthma. On the other hand, Fisher ⁶⁴ stated that prolonged supplementation with hydrolysed formula as opposed to cow's formula or exclusive breastfeeding, does not reduce the risk of allergy. It should be noted that hypoallergenic formulas cost more than regular formulas.
6.	Lactose-Free Formulas: These are formulas developed for infants with secondary lactose intolerance (the transitory lactose intolerance that occurs infrequently after gastroenteritis) or primary lactose intolerance (which occurs rarely among infants) ⁶³ .

fat, lactose, water-soluble vitamins, and contains more calories than colostrum but lower levels of immunoglobulins³³.

Mature milk:

Mature milk (21 days post partum) also varies but to a lesser extent than in early lactation³⁹. Mature milk looks thinner, paler and is more

Table. 5: Types of weaning

Types of weaning	Definition
a. Child-led/natural weaning	This occurs when the children wean themselves from the breast by becoming less interested in breast milk ¹⁸ .
b. Mother-led weaning	This is also known as <i>planned</i> weaning whereby the mother starts to give complementary foods without receiving cues from the infant that he is ready to stop breastfeeding. There are different factors that encourage this type of weaning such as employment, insufficient milk, painful feedings, medical complications among others.
c. Sudden/ Abrupt weaning	This occasionally occurs when there is a prolonged unplanned separation of the mother and infant or severe maternal illness.
d. Gradual weaning	This means that mothers can gradually substitute other kinds of nutrition, affection and attention to compensate for the loss of nursing ¹⁸ .
e. Partial weaning	This occurs when the baby still receives breast milk 1 or 2 times per day depending on the convenience of the mother while receiving complementary foods ⁷³ .

Table. 6: Infant feeding problems

- a. **Food sensitivities and allergies:**
Many children experience food intolerance which is characterised by reproducible symptoms when exposed to the offending food or the child may develop an abnormal immunologic reaction to food. Some foods that are associated with allergic reactions in infants are: cow's milk, eggs, soy and wheat³².
- b. **Frequent spitting up or vomiting:**
Both conditions are classified as gastroesophageal reflux which is harmless to the infant. Spitting up occurs when milk is ingested too quickly or because of overfeeding. And vomiting (emesis) occurs owing to transient physiologic episodes of lowered esophageal sphincter tone with efflux of gastric contents into the esophagus³².
- c. **Poor appetite:**
According to Berall⁷⁶, this one of the most common problems that parents complain of because of:
 - An organic disorder (dysphagia, regurgitation or chronic vomiting; diarrhea or blood in stool; neurodevelopmental anomalies among others)-
 - Parental misperception-
 - Vigorous behaviour of the child-
 - The child is apathetic or withdrawn.
- d. **Refusal to take food:**
Some reasons why this problem occurs are that the child displays highly selective behaviours, suffers from colic which in turn interferes with feeding or the infant is gets afraid at the sight of food or drinks

watery than colostrum³³. Additionally, it consists of 90% water which is required to maintain hydration of the infant and the remaining 10% consists of carbohydrates, proteins and fats which are important for both growth and to meet energy needs of the baby. There are two types of mature milk: Foremilk and hind- milk.

Foremilk:

Foremilk is the first milk available in large amount at the beginning of a feeding which is watery thus, providing all the water the baby needs from it. Therefore, no other drinks such as water or juice are required before 4-6 months, even in hot climate⁴⁰. Foremilk is rich in proteins, lactose and other essential nutrients but contains less fat³³.

Hind-milk:

Hind- milk is the richer milk, containing more fat which occurs after the initial release of milk and is more opaque and creamy white in colour⁴⁰. This type of milk induces a feeling of satiety in the infant as well as making the latter feels sleepy¹².

Therefore, both foremilk and hind-milk are necessary for the baby to receive optimum nutrition in order to grow and develop well.

Advantages of breastfeeding

Breast feeding is universally endorsed by the world's health and scientific organizations as the best way of feeding infants⁴¹. Many studies have been carried out and have highlighted innumerable

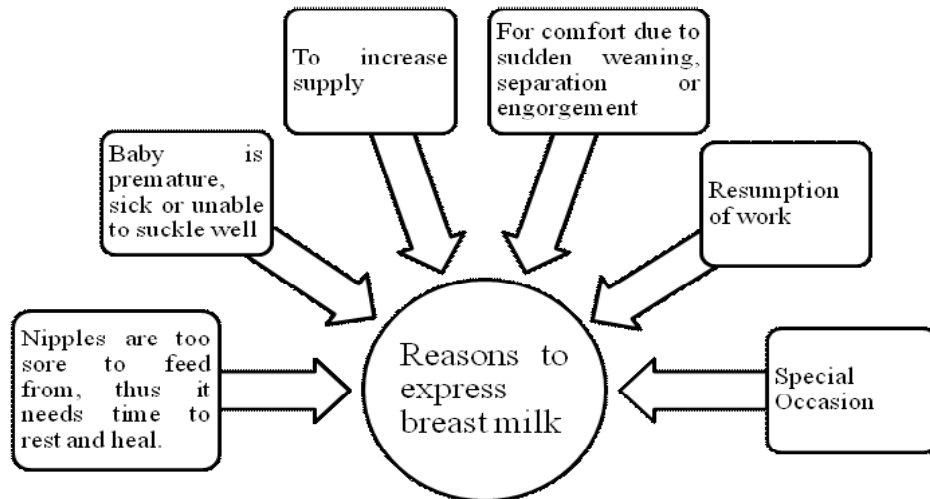


Figure 2.1: Reasons why mothers express breast milk³⁰

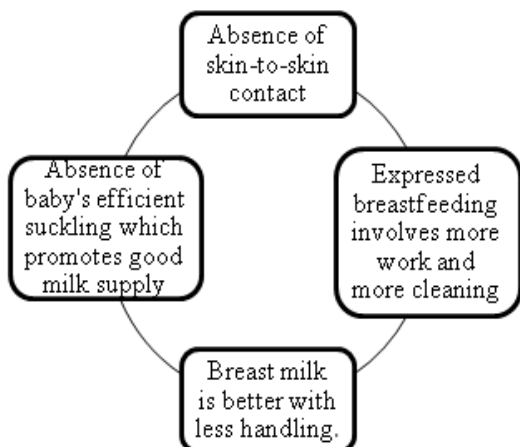


Fig. 2.2: Disadvantages of expressed breast milk³¹

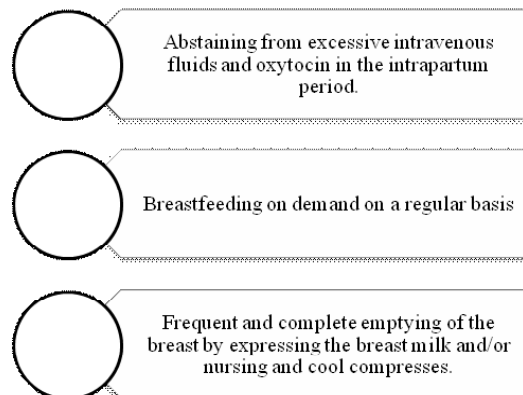


Fig. 2.3: Avoiding breast engorgement⁵⁴

benefits of breastfeeding for infants, for mothers and the society. Some of them include lowered risk of otitis media, gastroenteritis, respiratory illness, sudden infant death syndrome, necrotising enterocolitis, obesity, hypertension among others in infants ⁴² (Table 2.2). Maternal outcomes include reduced risk of breast and ovarian cancer, Type 2 diabetes, and postpartum depression (Table 2.3) while societal benefits include decrease health care related cost and fewer absences from work.

Concerns, controversies and contraindications to breastfeeding:

Although breastfeeding is optimal for infants, there are some controversies surrounding

breastfeeding and very few contraindications. Breastfeeding is contraindicated due to the following:

Ø In infants who have special health problems such as galactosemia, maple syrup urine disease and phenylketonuria ³⁸.

Ø In cases where mothers have active untreated tuberculosis disease or are human T-cell lymphotropic virus type I- or II-positive ³². Breastfeeding may not be in the best interest of the baby when breastfeeding mothers have herpes simplex lesions on a breast (infant may feed from other breast if it is free from any lesions)³².

Ø In situations where the mother is using drugs of abuse ⁵⁵

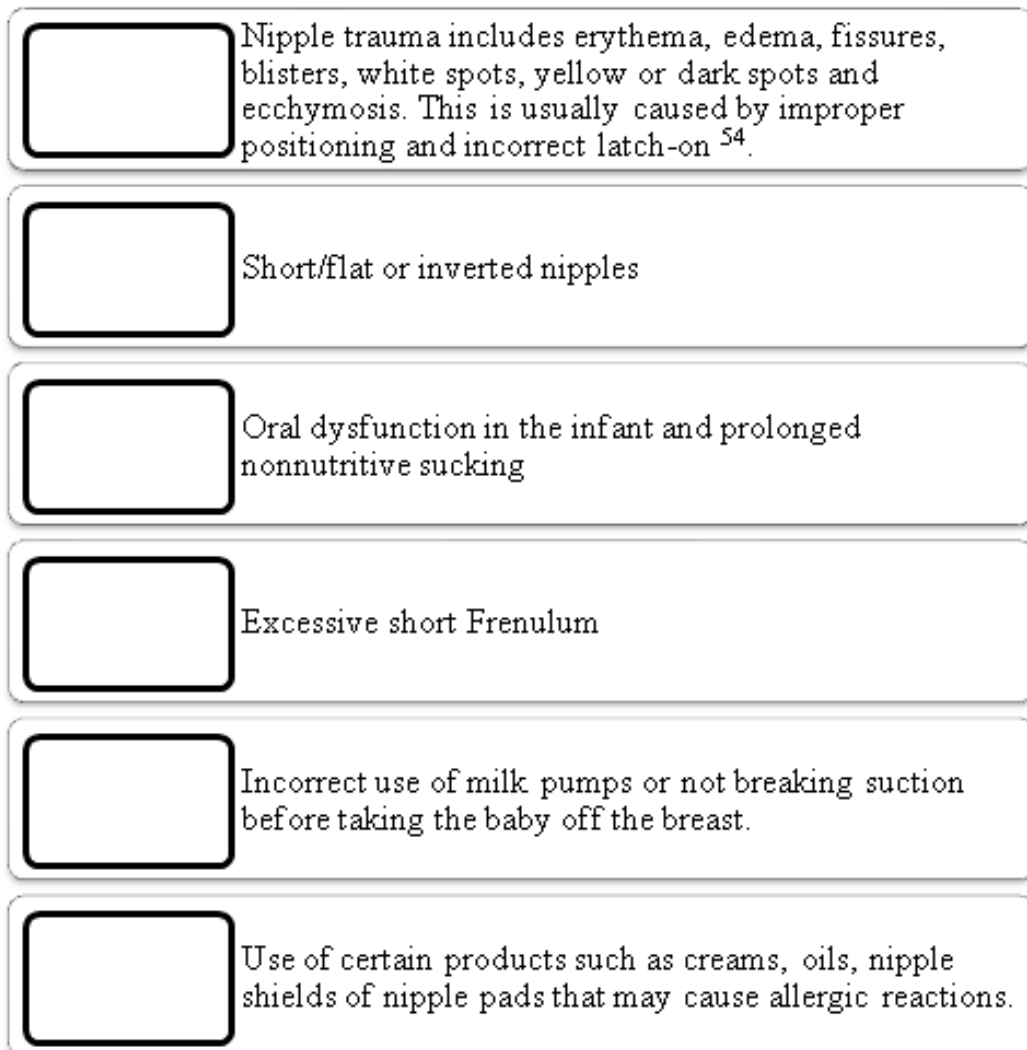


Figure 2.4: Causes of sore nipple ⁵⁶

Ø In certain circumstances where mothers are receiving diagnostic or therapeutic radioactive isotopes, antimetabolites or chemotherapeutic agents, small number of other medications or who had been exposed to radioactive materials³². They should not breastfeed until these substances are cleared from the breast milk⁵⁴.

Ø In infants born to mothers who are HIV infected, breastfeeding is discouraged owing to the risk of transmission of HIV to the infant through human milk⁵⁴. Naylor & Wester³⁸ highlighted that WHO recommends replacement feeding if it is acceptable, feasible, affordable, sustainable and safe (AFASS).

Additionally, more and more studies are supporting the fact that if an HIV infected mother choose to or must breastfeed, it is essential to breastfeed exclusively for the first six months to reduce the risk of contaminants that may come with formula and other foods and cause gut inflammation allowing HIV organisms to reach the submucosal tissue³⁸. Furthermore, antiretroviral drugs can reduce the risk of HIV infection to the infant through breast milk.

Problems with breastfeeding:

Among mammals, the only species in which breastfeeding and weaning have to be learned and

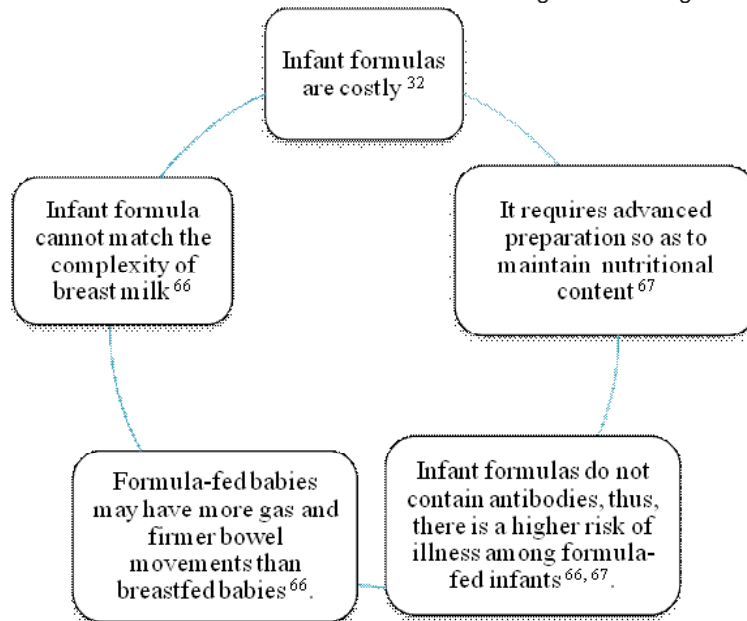


Fig. 2.5: Problems associated with infant formulas

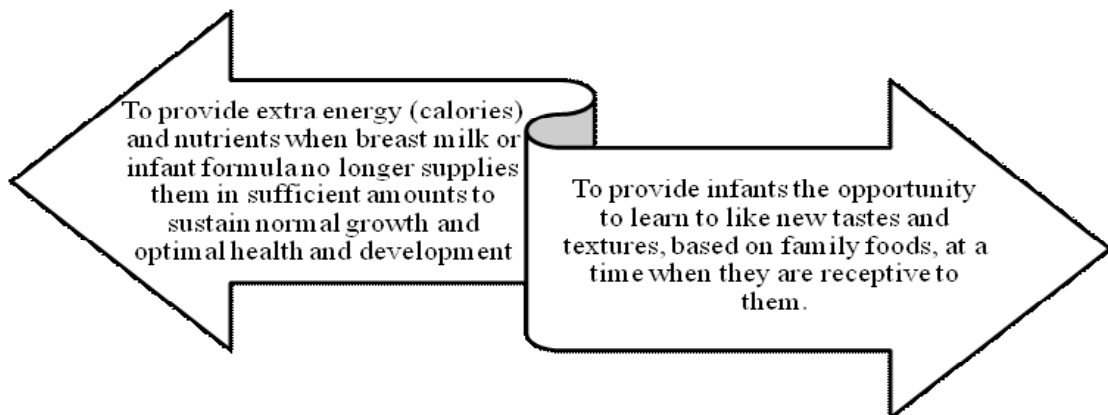


Figure 2.6: Reasons for introducing solid foods¹⁴

are not governed by instinct are the *Homo sapiens*⁵⁶ and breastfeeding problems are very common, but last for a short time and are preventable³⁶. According to Giugliani⁵⁶, many mothers are facing breastfeeding problems as their traditional source of learning was lost as extended families are being replaced by nuclear families. This provides few opportunities for the mothers to learn about breastfeeding. Therefore, to enable a mother to start or continue enjoying

the lactation process, prevention and treatment is recommended.

Breast engorgement:

Breast engorgement is mainly caused by infrequent or ineffective milk removal³⁸. The breasts become engorged 3-5 days postpartum⁵⁷. The breasts become full, warm and at the time when the “milk comes in” at 3-5 days after delivery, there is

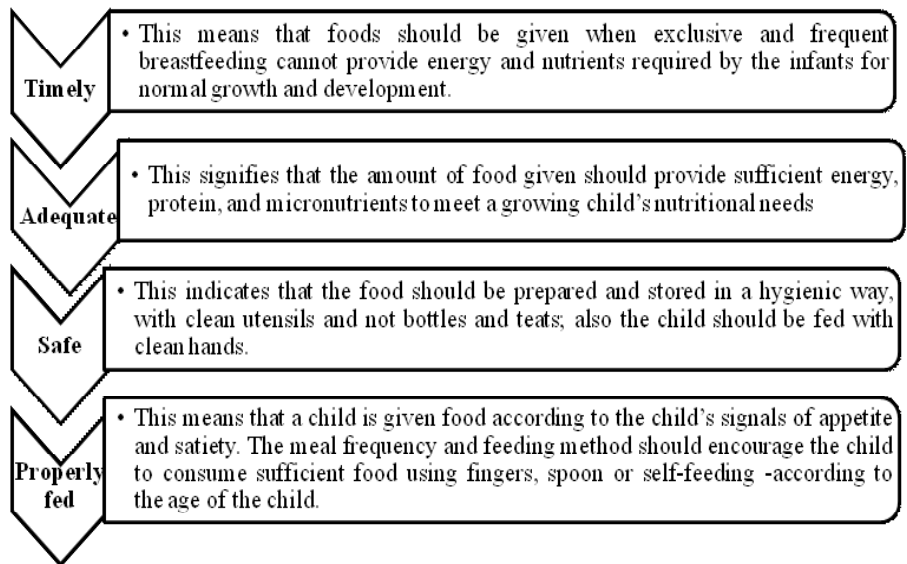


Fig. 2.7: Appropriate complementary feeding⁷²

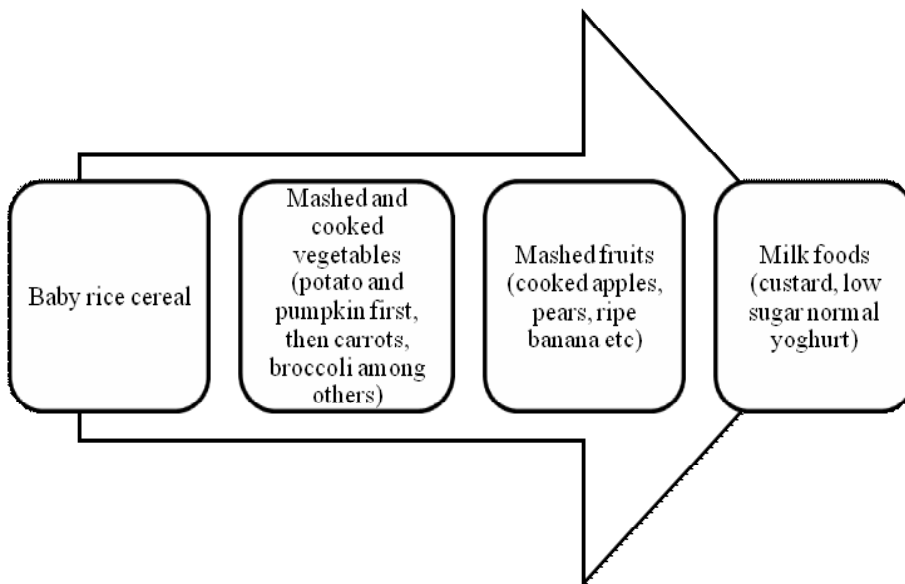


Fig. 2.8: Foods with which weaning can be started⁷⁴

a rapid increase in milk volume that cause vascular congestion which is followed by oedema³⁸. Excessive engorgement with pain and oedema can be avoided by adopting the practices as shown in Figure 2.3.

Sore nipples/ nipple trauma:

One of the reasons why mothers discontinue breastfeeding and opt for early weaning is owing to sore nipples⁵⁴. This usually occurs while the baby is latching during the first week or two and it eventually makes the women feel a mild pain and discomfort. According to Giugliani⁵⁶, the causes of pain during breastfeeding are shown in Figure 2.4.

Sore nipples can be prevented by teaching proper techniques on the initiation of breastfeeding⁵⁸. Additionally, the breast should be allowed to air-dry for some minutes after a feeding and nursing pads should be changed regularly to prevent milk flow^{56, 57}. Other precautions include expressing breast milk if the breasts are engorged and avoiding use of soap, alcohol and extra water on the breast⁵⁷.

Insufficiency of milk:

Another reason causing early termination of breastfeeding is insufficient breast milk⁵⁹. Most women produce sufficient milk according to the baby's needs, however, the complaint of "insufficient milk" is not just owing to the wrong perception of the mother but the latter lacks confidence on her ability to breastfeed⁵⁶. Other reasons that make mothers perceive that they are not producing "sufficient milk" are ineffective suckling and/or infrequent feeding routines, conditions of the baby, such as illness or ankyloglossia, condition of the mother such as fatigue, stress, and use of certain medications, psychological inhibition, pregnancy, and smoking³⁸.

Therefore, it is important to determine the aetiology of the milk insufficiency in order to identify necessary interventions to resolve the problem⁶⁰.

There are many other problems that many mothers experience during the lactation process which include *gigantomastia*, *plugged ducts*, *flat/inverted nipples*, *medical complications* such as *mastitis*, *breast abscess* among others⁵⁴.

Formula feeding practices:

According to the National Academy of Sciences⁶¹, multiple health organisations endorse breastfeeding as the optimal form of nutrition for infants for the first year of life. However, not all mothers are able to breastfeed either temporarily or permanently, owing to a small number of health conditions of the infant or the mother⁶². Hence, many infants who were unable to be breastfed were wet-nursed (given breast milk by a woman other than the child's mother) while others, who were unfortunate were "dry-nursed". Dry nursing refers to home prepared mixture which consisted of a liquid, either water or milk mixed with finely ground grains. Over time, cow's milk was modified to feed infants who were unable to breastfeed.

Infant formulas are food products designed to provide for the nutritional needs of infants under 1 year old⁶³. They include powders, concentrated liquids, or ready-to-use forms. The first commercial infant formula consisted of wheat flour, cows' milk, malt flour and potassium bicarbonate. Thereafter, new kinds of formula milk were developed whereby certain modifications were needed to make it safe and palatable for human infants⁶¹. The birth of infant formula industry became more apparent owing to the process of modifying cow milk for large-scale production in the 1920s.

Currently, there are more than 40 formulas for healthy term infants which are being sold⁶⁴ and FDA monitors infant formula manufacturers to ensure that the product provides the appropriate nutrition for all infants. Fisher⁶⁴ pointed out that each product has a unique and desirable feature for optimal development of the infant as explained in Table 2.4.

Problems with infant formula:

Formula feeding have some benefits such as convenience, fewer feeding times and mothers need not worry about their food or liquid intake being passed to the baby⁶⁵. However, infant formulas do have drawbacks as shown in Figure 2.5.

Complementary feeding:

Complementary feeding is the term used for giving other foods and drinks in addition to

breastfeeding after the completion of the 6 months exclusive breastfeeding period⁶⁹. According to WHO⁷, this process covers the period from 6-24 months of age and is a critical period of growth during which infants are at high risk of nutrient deficiencies and illnesses.

The importance of introducing solid foods in addition to the infant's milk feed is shown in Figure 2.6.

The ideal age to begin weaning is 4 to 6 months of age because besides filling the gap between the total nutritional needs of a child and the amounts provided by breast milk, it is the age when nerves and muscles in the mouth develop sufficiently to let the baby munch, bite and chew⁶⁸. Nevertheless, following the WHO recommendations in 2001 there has been considerable debate over the ideal age to begin weaning in healthy term infants²⁶. It has been highlighted that gastroenteritis is common in developing countries and is associated with the introduction of formula and complementary foods¹⁴. It is to be noted that the risks of gastroenteritis is lower in developed countries, thus many are questioning whether the WHO recommendation applies for the developed countries as well⁶⁹. Furthermore, it was highlighted¹⁴ that the debate remains over whether some infants who are not weaned until 6 months may be at risk of micronutrient deficiencies.

Early and late introduction of complementary foods:

Timing of the first introduction of solid food during infancy may have potential effects on life-long health⁷⁰. It can be seen that very often solid foods are either given too early or too late. According to UNICEF⁷¹, the frequency and amounts of food that is given may be insufficient hence; hindering the normal growth of the child or their consistency or energy density may be incorrect in relation to the child's needs. Therefore WHO⁷² stated that it is advisable for mothers to adopt an appropriate complementary feeding as shown in Figure 2.7:

Early weaning:

Some studies have shown that giving solid foods too early may lead to increased risk of chronic diseases such as islet autoimmunity (the pre-clinical condition leading to Type 1 diabetes), obesity, adult-onset celiac disease, and eczema⁷⁰.

Nevertheless, it was affirmed there is *no* evidence of harm even within populations that begin weaning within a few days of birth¹⁴.

Late Weaning:

A study by Kuo et al.⁷⁰ has shown that late weaning may cause deficiencies of zinc, protein, iron and vitamins B and D that leads to the suppression of growth and cause feeding problems. Iron deficiency anaemia and rickets are also found to be more prevalent among infants who are weaned after 6 months¹⁴.

Types of weaning:

There are different ways by which weaning can happen. Table 2.5 shows the different types of weaning.

Complementary foods:

The best way to help a baby's digestive system to get used to solid foods is by introducing the foods gradually and one new food at a time so that if the infant has had any allergy, it can be spotted easily⁶⁹. Starting new foods is a critical step for the baby and it usually takes some time for infants to get used to this new way of eating. It is usually best to start weaning (around 6 months) the infant with the foods shown in Figure 2.8.

It is important to note that good complementary foods should be rich in energy, protein and micronutrients (especially iron, zinc, calcium, vitamin A, vitamin C and folate) and should be clean and safe (free from pathogens, chemicals, toxins, bones or hard bits) to ensure the proper growth and development of the child⁶⁸.

Common feeding difficulties in infants:

Many parents have concerns and questions about infant feeding and eating issues whereby the most common feeding difficulties are colic, poor appetite, food refusal or selective eating⁷⁵. It is important to treat feeding difficulties which can later leads to failure to thrive, nutritional deficiencies, impaired parent/child interactions and chronic aversion with socially stigmatizing mealtime behavior⁷⁶. According to Liu & Stein⁷⁷, feeding problems can be a result of medical disorders and inappropriate food selection. Some common feeding problems are depicted in Table 2.6.

CONCLUSION

Breastfeeding is the gold standard of infant feeding up to 6 months. It remains the most cost effective way for reducing the risk of diseases such as obesity, hypertension, eczema, type diabetes among others in later life as well as mortality. Breast engorgement, sore nipples, milk insufficiency and availability of various infant formulas are the main factors which influence breastfeeding practice in terms of initiation, exclusivity and duration. On

the other hand, complementary foods in terms of nutrient-dense are normally introduced around 4 to 6 months. Difficulties encountered during the weaning process are often refusal to eat followed by vomiting, colic, allergic reactions and diarrhoea. Given related problems associated with breastfeeding, it is highly likely that in the future, nutrigenomics (or nutrigenetics) based research will provide opportunities towards personalized modification of breast milk for optimum health of neonates⁷⁸.

REFERENCES:

- World Health Organisation, Infant and young child feeding. France: WHO (2009).
- Ku C.M. and Chow S.K.Y., *J. Clin. Nurs.*, **19**, 2434 (2010).
- Hanif H.M., *Int. Breastfeed J.*, **6**, 15, 1 (2011).
- Nkala T.E. and Msuya S.E., *Int. Breastfeed J.*, **6**, 17, 1 (2011).
- Kramer M.S. and Kakuma R., *Cochrane Database Syst. Rev.*, **1**, 1 (2009).
- Bai Y.K., Middlestadt S.E., Peng C.Y. J. and FLY, A.D., *J. Hum. Nutr. Diet.*, **22** (2009).
- World Health Organisation, 2011. Promoting proper feeding for infants and young children [online]. Available from: <http://www.who.int/nutrition/topics/infantfeeding/en/index.html>
- Whalen B. and CRAMTON, R., *Curr. Opin. Pediatr.*, **22**, 5, 655 (2010).
- Thurman S.E. and ALLEN P.J., *Pediatr. Nurs.*, **34**, 5, 419 (2008).
- Sloan S., Sneddon H., Stewart M. and Iwaniec D., *Child care Pract.*, **12**, 3, 283 (2006).
- Cherop C.E., Keverage-Etting A.G. and Mbagaya G.M., *East Afr. J Public Health*, **6**, 69 (2009).
- United States Department of Agriculture, *Infant Nutrition and Feeding*, **3**, 51 (2011).
- Miller S.A. and Chopra J.G., *Am. Acad. Pediatr.*, **639** (2001).
- More J., Jenkins C., King C. and Shaw V., *Brit. Diet. Assoc.*, **1** (2010).
- Brown A. and Lee M., *Matern. Child Nutr.*, **7**, 34 (2010).
- Dratva J., Merten S. and Ackermann-Liebrich U., *Acta Paediatr.*, **95**, 818 (2006).
- Prescott S.L., Smith P., Tang M., Palmer D.J., Sinn J., Huntley S.J., Cormack B., Heine R.G., Gibson R.A. and Makrides M., *Pediatr. Allergy Immunol.*, **19**, 375 (2008).
- Bonyata, K., Flora, B. and Yount P., 2007. Weaning: How does it happen? [online] Breastfeeding and parenting. Available from: http://www.kellymom.com/bf/weaning/how_weaning_happens.html
- Hagekull B., Bohlin G. and Rydell AM., *Inf. Mental Hlth. J.*, **18**, 1, 92 (1997).
- Belkeziz N., Amor H., Lamdaour, Bouazzaoui N. and Baali A., *Sociedad Española de Antropología Biológica*, **21**, 71 (2000).
- World Health Organisation, 2011. Complementary feeding [online]. Available from: http://www.who.int/elena/titles/complementary_feeding/en/
- Vehid H.E., Hacı D., Vehid S., Gokcay G. and Bulut A., *Nobel Medicus*, **5**, 3, 53 (2009).
- Saha K.K., Frongillo E.A., Alam D.S., Arifeen S.E., Persson L.A. and Rasmussen K.M., *Am. J. Clin. Nutr.*, **87**, 1852 (2008).
- Labbok M., *La Leche League Int.*, **19**, 3, 19 (2000).
- Abba A.M., De Koninck M. and Hamelin A.M., *Int. Breastfeed J.*, **5**, 8, 1 (2010).
- Fewtrell M.S., Morgan J.B., Duggan C., Gunnlaugsson G., Hibberd P.L., Lucas A. and Kleinman R.E., *Am. J. Clin. Nutr.*, **85**, 635 (2007).
- Sadoh A.E., Sadoh W.E. and Oniyelu P., *Nigerian Med. J.*, **52**, 1, 7 (2011).
- Jones E., Dimmock P.W. and Spencer S.A., *Arch. Dis. Child. Fetal Neonatal*, **85**, 91, 2011.
- Babycentre, 2010. Expressing Breast

- milk [online]. Available from: <http://www.babycentre.co.uk/baby/breastfeeding/pumpingexpressing/expressingbreastmilk/>
30. South Eastern Sydney Illawarra Health, 2009. Expressing and storing breastmilk. Area Lactation Group: SESIH.
 31. Malabanan S.B., 2009. Pumping and expressing [online]. Available from: <http://www.babycenter.com.ph/baby/breastfeeding/pumpingexpressing/exclusive-pumping-expert/>
 32. American Academy of Pediatrics, *Pediatr.*, **115**, 496 (2005).
 33. Pons S.M., Bargallo A.C., Folgoso C.C. and Sabater M.C.L., *Eur. J. Clin. Nutr.*, **54**, 878 (2000).
 34. Goedhart A.C. and Bindels J.G., *Nutr. Res. Rev.*, **7**, 1 (1994).
 35. Qian J., Chen T., Lu W., Wu S. and ZHU, J., *J. Paediatr. Child Health*, **46**, 115 (2010).
 36. Barness L.A., Dallman P.R., Anderson H., Colipp P.J., Nichols B.L., Walker W.A. and Woodruff C.W., *Committee on Nutrition*, **65**, 4, 854 (2001).
 37. ANON, 2011. Breastfeeding benefits for mothers. INFACCT Canada.
 38. Naylor A.J. and Wester R.A., *Wellstart Int.*, **3**, 1 (2009).
 39. Institute of Medicine, The National Academy Press, 6, 113 (1991).
 40. United Nations Children's Fund, 1992. Breastfeeding counselling. New York: WHO/UNICEF/IBFAN.
 41. United States Breastfeeding Committee, 2002. Benefits of breastfeeding. United States: USBC.
 42. American Dietetic Association, *J. Am. Diet. Assoc.*, **109**, 1926 (2009).
 43. Ghaderi R. and Makhmalbaf Z., *Iran. J. Allergy Asthma Immunol.*, **4**, 129 (2005).
 44. Dattner A.M., *Clin. Dermatol.*, **28**, 1, 34 (2010).
 45. Statistics Mauritius, 2011. Population and Vital Statistics. Mauritius: CSO.
 46. Agency for Healthcare and Research Quality, 2007. Breastfeeding and maternal and infant health outcomes in developed countries. Boston: AHRQ.
 47. Beral V., Bull D., Doll R. and Peto R., *The Lancet*, **360**, 9328, 187 (2002).
 48. Bernier M.O., Plu-Bureau G., Bossard N., Ayzac L. and Thalabard J.C., *Hum. Reprod.*, **6**, 4, 374 (2000).
 49. Gartner L.M., Black L.S., Eaton A.P., Lawrence A.P., Naylor A.J., Neifert M.E., O'Hare D. and Schanler R.J., *Am. Acad. Pediatr.*, **100**, 6, 1035 (1997).
 50. Davies H.A., Clark J.D.A., Dalton K.J. and Edwards O.M., *Brit. Med. J.*, **298**, 1357 (1999).
 51. Danforth K.N., Tworoger S.S., Hecht J.L., Rosner B.A., Colditz G.A. and Hankinson S.E., *Cancer Causes Control.*, **18**, 5, 517 (2007).
 52. Rosenblatt K.A. and Thomas D.B., *Int. J. Epidemiol.*, **24**, 3, 499 (1995).
 53. La Leche League International, 2009. Breastfeeding- benefits for mother [online]. Available from: <http://www.childfun.com/index.php/parenting/breastfeeding/1092-breastfeeding-benefits-for-the-mother.pdf>
 54. Eglash A., Montgomery A. and Wood J., *Disease-a-Month*, **54**, 6, 343 (2008).
 55. Health Service Executive, 2008. Contraindications to breastfeeding. Ireland: HSE.
 56. Giugliani E., *J. Pediatr.*, **80**, 5, 147 (2004).
 57. Ohio State University Medical Center, 2007. Breastfeeding problems. Mount Carmel Health: Ohio University.
 58. Brent N., Rudy S.J., Redd B., Rudy T.E. and Roth L.A., *Arch. Pediatr. Adolesc. Med.*, **152**, 1077 (1998).
 59. Uvingstone V.H., Goutt P.W., Crickmer S.D., Fox K. and Prior J.C., *Clin. Endocrinol.*, **41**, 193 (1994).
 60. Renfrew M., Dyson L., Wallace L., D'Souza L., McCormick F. and Spiby H., National Institute for Health and Clinical Excellence, **1**, 1 (2005).
 61. National Academy of Sciences, 2004. Infant formula. US: National academy of sciences.
 62. World Health Organisation, 2009. Infant and young child feeding. France: WHO.
 63. Mannheim J.K., Kaneshiro N.K. and Zieve D., 2010. Infant formulas-overview [online]. Available from: <http://www.umm.edu/ency/article/002447.htm>
 64. Fisher R.J., *Medicine Today*, **8**, 39 (2007).
 65. Disanto J. and Disanto K.Y., 2012.

- Breastfeeding vs. Formula Feeding [online]. Available from: http://kidshealth.org/parent/growth/feeding/breast_bottle_feeding.html#
66. Hirsch L., 2008. Breastfeeding vs. Formula feeding [online]. Available from: http://kidshealth.org/parent/growth/feeding/breast_bottle_feeding.html#
67. Davidson T., 2004. Infant Nutrition [online]. Available from: <http://www.diet.com/g/infant-nutrition>
68. World Health Organisation, 2000. Complementary feeding. France: WHO.
69. Foote K.D. and Marriott L.D., *Brit. Med. J.*, **88**, 488 (2003).
70. Kuo A.A., Inkelas M., Slusser W.M., Maidenberg M. and Halfon N., *Matern. Child Hlth J.*, **15**, 1185 (2011).
71. United Nations Children's Fund, 2012. Complementary feeding and complementary foods [online]. Available from: <http://www.unicef.org/programme/breastfeeding/food.htm>
72. World Health Organisation, 2001. Report of the expert consultation on the optimal duration of exclusive breastfeeding. Switzerland: WHO.
73. Weiss R.E., 2011. Weaning your baby [online]. Available from: <http://pregnancy.about.com/od/breastfeedinginfo/a/weaning.htm>
74. Child and Youth Health, 2011. Foods for babies (solids) 1- How and when to start. South Australia: CYH.
75. Lindberg L., Bohlin G. and Hagekull B., *Int. J. Eat. Disorder*, **10**, 4, 395 (1990).
76. Berall G., 2009. Feeding difficulties in infants and young children [online]. Available from: http://www.mednet.ca/IMG/pdf/HO10-001_Eng_with_WM.pdf
77. Liu Y.H. and Stein M.T., Encyclopedia on early childhood development, 1 (2005).
78. Ray S. Personalized Modification of Breast Milk to Help Enhancing Nutrition Profile of Neonates: A Short Communication. *Curr Res Nutr Food Sci* 2014;2(1). doi : <http://dx.doi.org/10.12944/CRNFSJ.2.1.07>